

# Introducing The Deterioration Probability Metric

A New Metric for Downgrade Risk

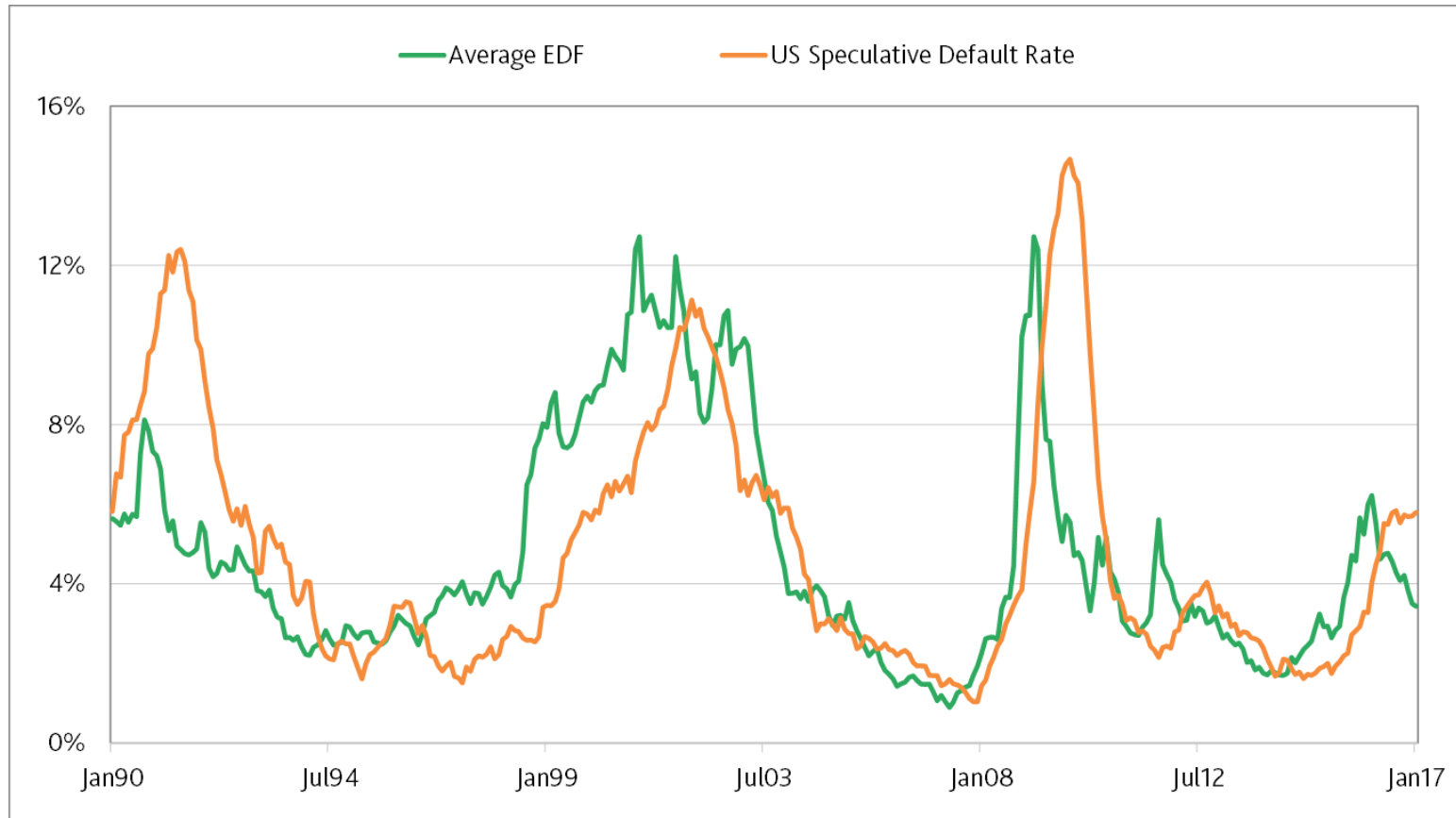
# Agenda

1. Introducing the Deterioration Probability
2. Deterioration Probability Model Drivers and Output
3. Deterioration Probability in Practice: Teva Pharmaceutical
4. Demo: Accessing the Deterioration Probability through CreditEdge
5. Q&A

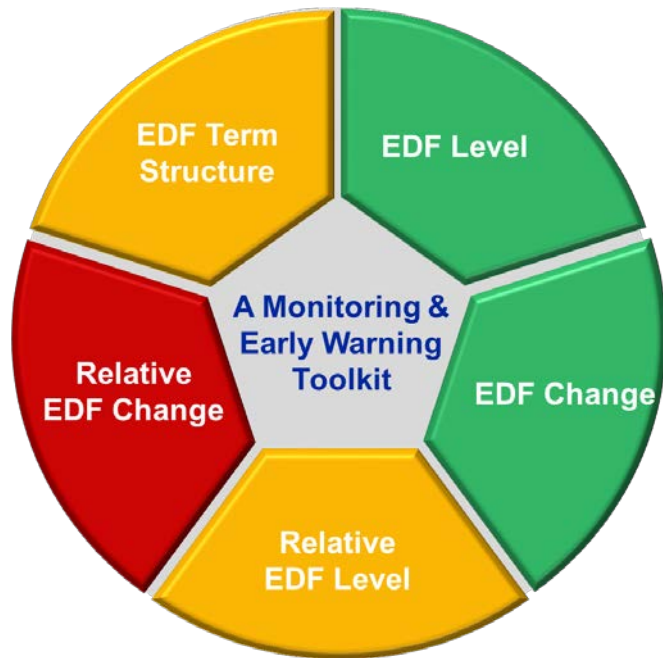
1

Introducing the  
Deterioration  
Probability

# The EDF model predicts default with accuracy and high degree of early warning



# The Early Warning Toolkit helps uncover additional insight into elevated default risk



## SECTOR IN-DEPTH

28 April 2016

[Rate this Research](#) >>

### TABLE OF CONTENTS

|   |    |
|---|----|
| Introduction  | 2  |
| Data Sample   | 2  |
| EDF Level: Setting the Optimal EDF Trigger Level                        | 2  |
| Going Beyond EDF Level: Additional Signals of Impending Credit Distress | 7  |
| Putting It All to Work in Practice                                      | 10 |

### Contacts

|   |                |
|---|----------------|
| Danielle Ferry<br>Sr Director-Research<br>danielle.ferry@moodys.com | 212-553-7781   |
| Irina Baron<br>Associate Director<br>irina.baron@moodys.com         | 1.212.553.4307 |
| David Hamilton<br>MD-APAC Sales                                     | 65.6511.4650   |

## VIEWPOINTS

### Using EDF Measures to Identify At-Risk Names – A Monitoring & Early Warning Toolkit

#### Summary

Moody's Analytics' Public Firm EDF™ (Expected Default Frequency) credit measures are forward-looking probabilities of default, available on a daily basis, for over 42,000 corporate and financial firms, globally, with publicly traded equity. Like fundamental credit analysis, the EDF model quantifies business and financial risk, but unlike fundamental credit analysis, it employs both balance sheet information and financial market data to determine default risk. The market value-based approach of the EDF model benefits from the forward-looking nature of financial markets and markets' real-time updating of companies' expected future cash flows. As a result, EDF measures provide timely warning of changes in credit risk. Regular model validation demonstrates the power of EDF measures to rank order firms by default risk, to signal credit distress well before default, and, in the aggregate, to be consistent with the level of observed default rates. In this report, we outline a practical approach for using EDF measures to effectively monitor large portfolios of firms and proactively identify at-risk names. The Early Warning Toolkit, as we call it, recommends tracking five EDF-related metrics associated with elevated default risk:

# Deterioration Probability provides early warning on downgrade risk

**Deterioration Probability** is a metric ranging from 1-70% that estimates probability of downgrade for rated firms in the next 12 months

**Quantitative,  
transparent model**

**Early warning power**

**Broad coverage**

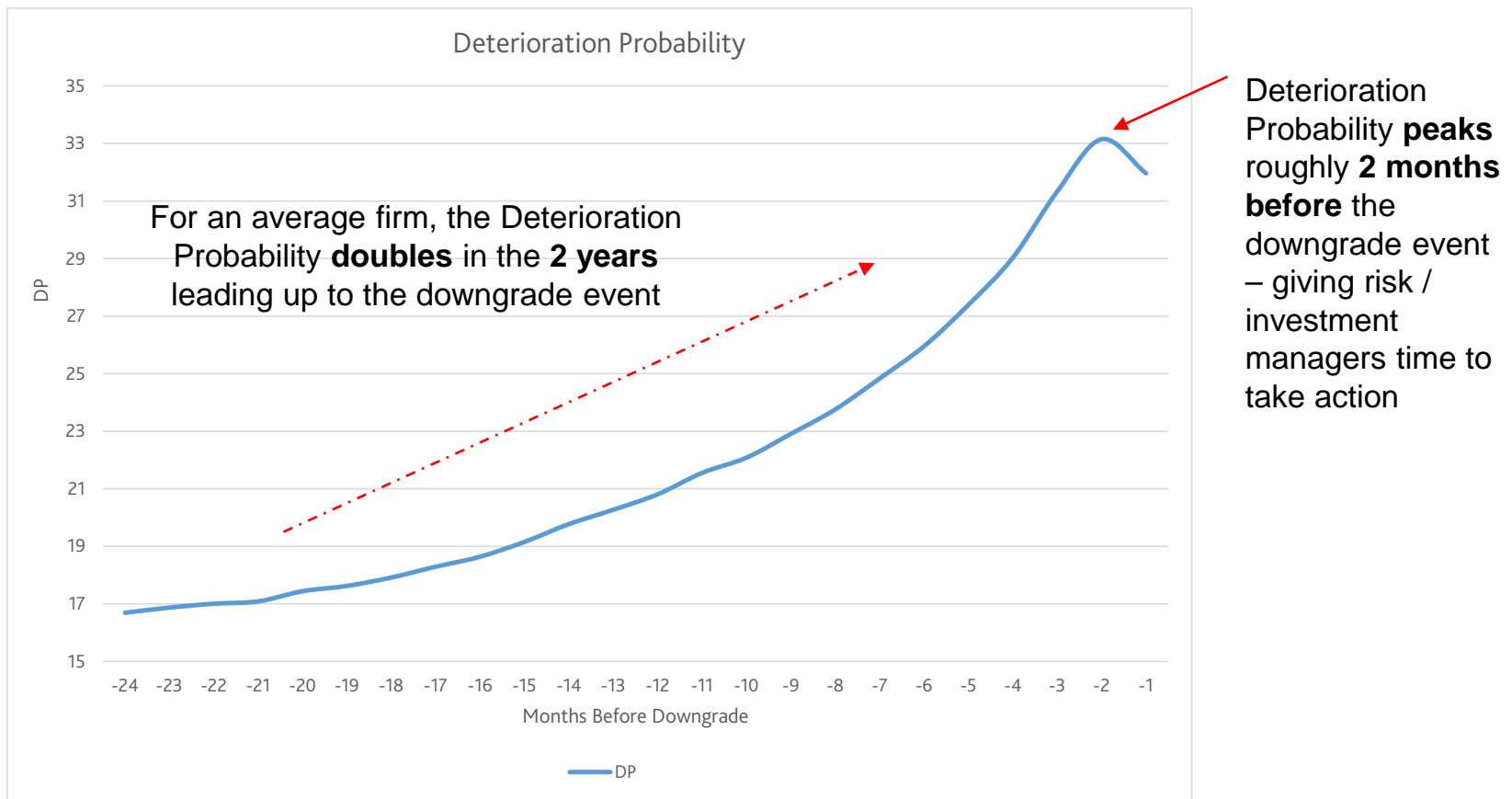


- High accuracy ratios for both corporate & financial firms
- Extensive documentation and model validation

- Deterioration Probability doubles on average during 2 years prior to downgrade event and peaks 2 months before downgrade
- Use Deterioration Probability to monitor downgrade risk & EDF to monitor default risk

- 44k+ public firms globally
- Updated daily + history available

# Deterioration Probability provides a strong solution for early warning of downgrade events

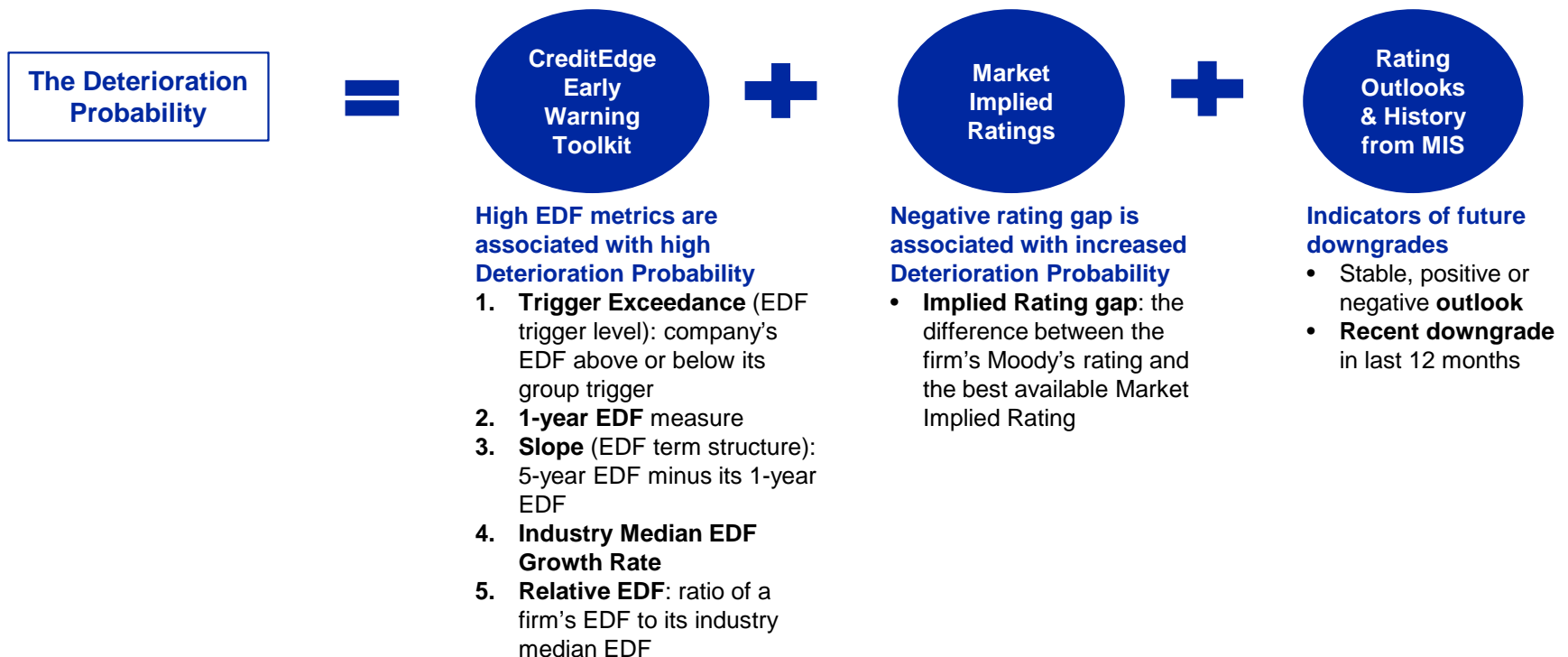


# 2

Deterioration  
Probability Model  
Drivers and Output

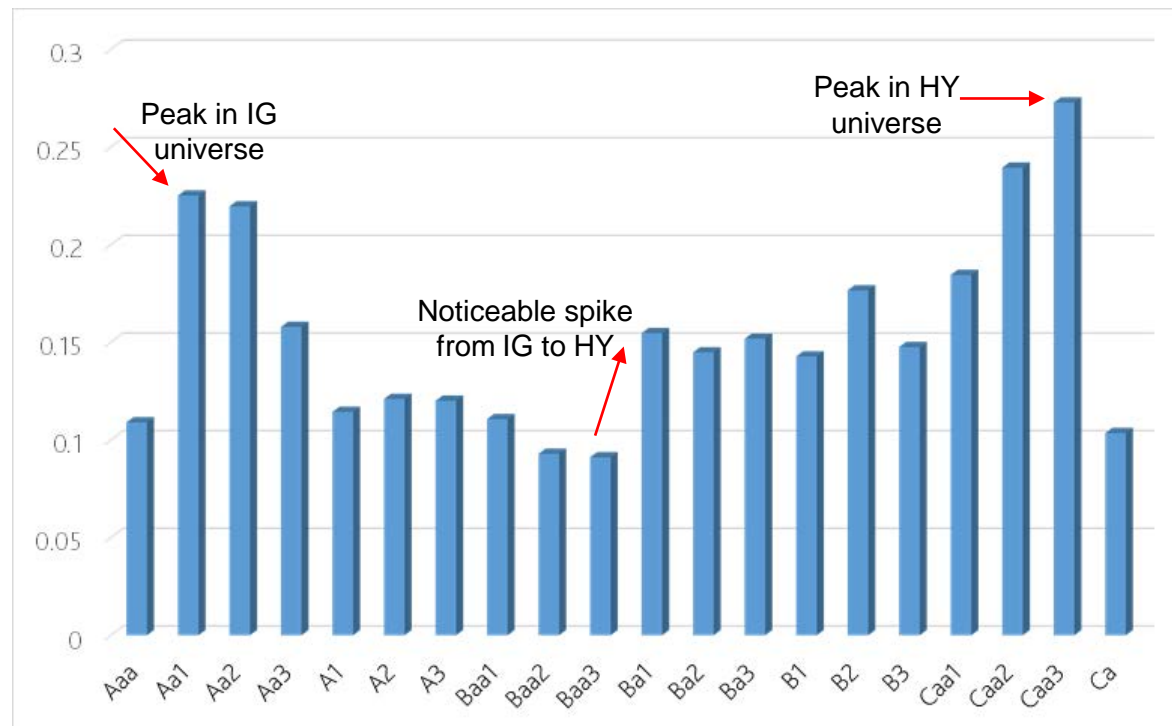


# Early Warning Toolkit parameters, Implied Rating gaps and Rating Outlook are Deterioration Probability's inputs



# Baseline downgrade frequencies differ by initial rating category

Frequencies of Downgrade Events by Rating Class



Downgrade frequencies are **higher on average** for companies in the **high yield (HY)** universe than those with investment grade (IG) ratings

# Deterioration Probability can also be derived for unrated public firms

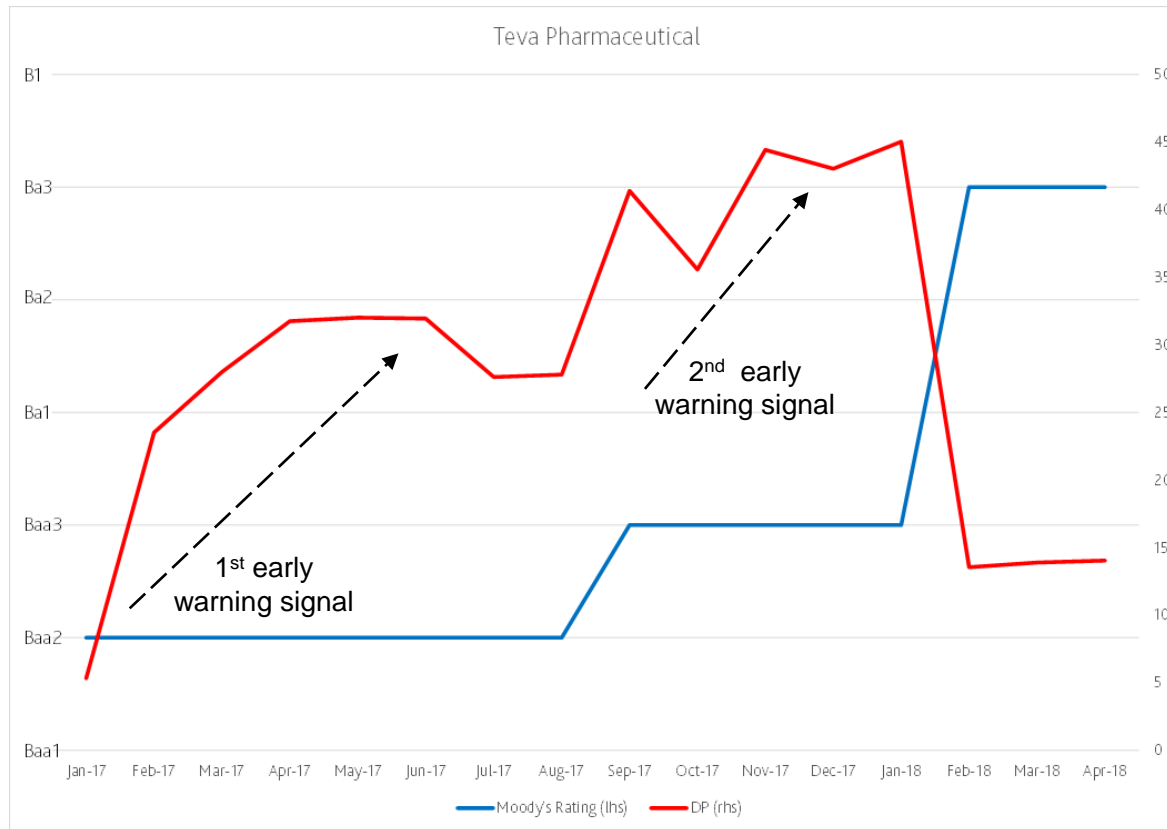
The Deterioration Probability for unrated firms is a metric ranging from 1-70% that estimates probability of how likely a **downgrade event might be** if the firm were rated by Moody's Investors Service

- Estimated based on **patterns of downgrades** observed in data for public rated firms with similar characteristics
- CreditEdge **Early Warning Toolkit** inputs are the available model drivers used to calculate Deterioration Probability for unrated firms
- If a firm becomes rated, Market Implied Ratings data and rating outlook/downgrade variables will also be applied to the firm's Deterioration Probability calculation
- The Deterioration Probability can be used to **rank both rated and unrated** firms by their risk of a downgrade-like credit event

# 3

Deterioration  
Probability in  
Practice: Teva  
Pharmaceutical

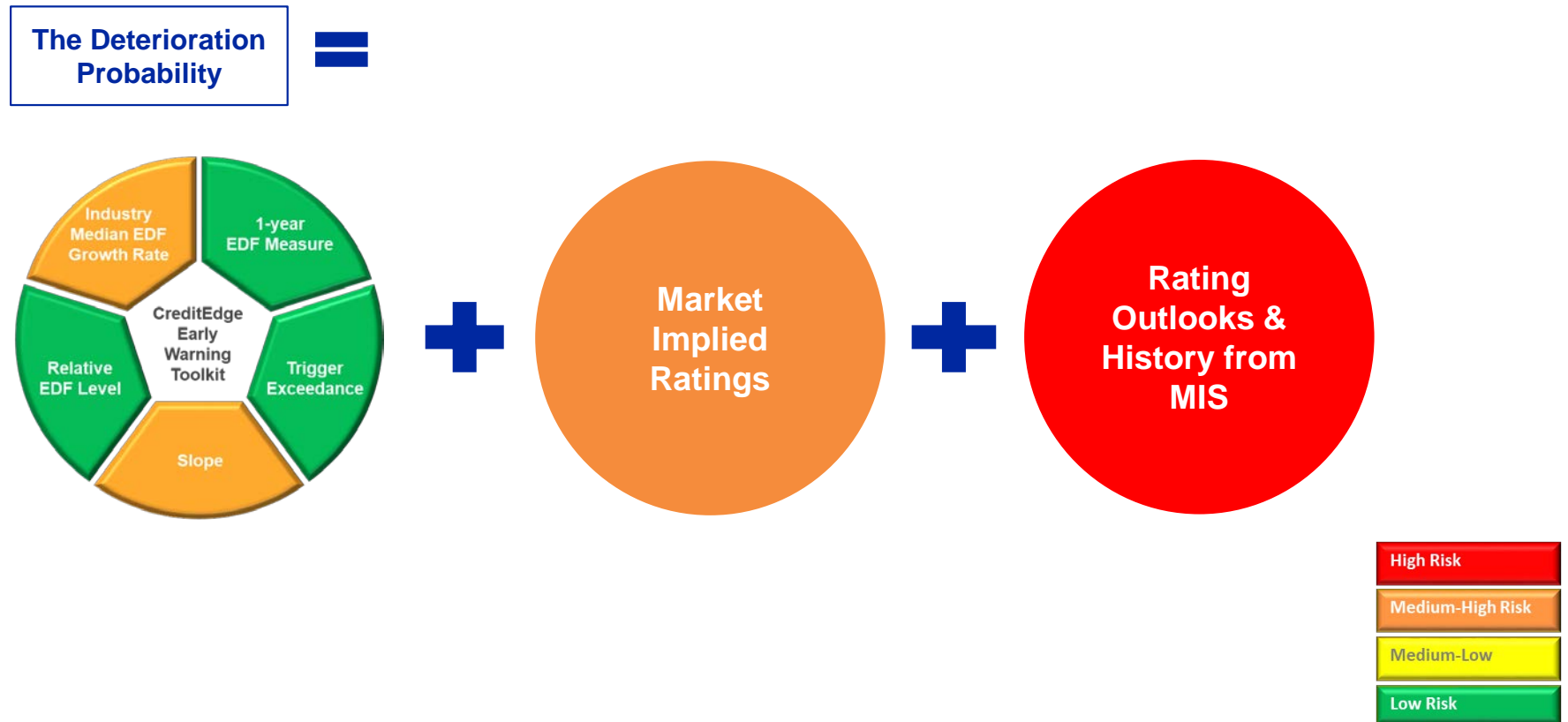
# Teva's Deterioration Probability peaks two months before each downgrade occurs



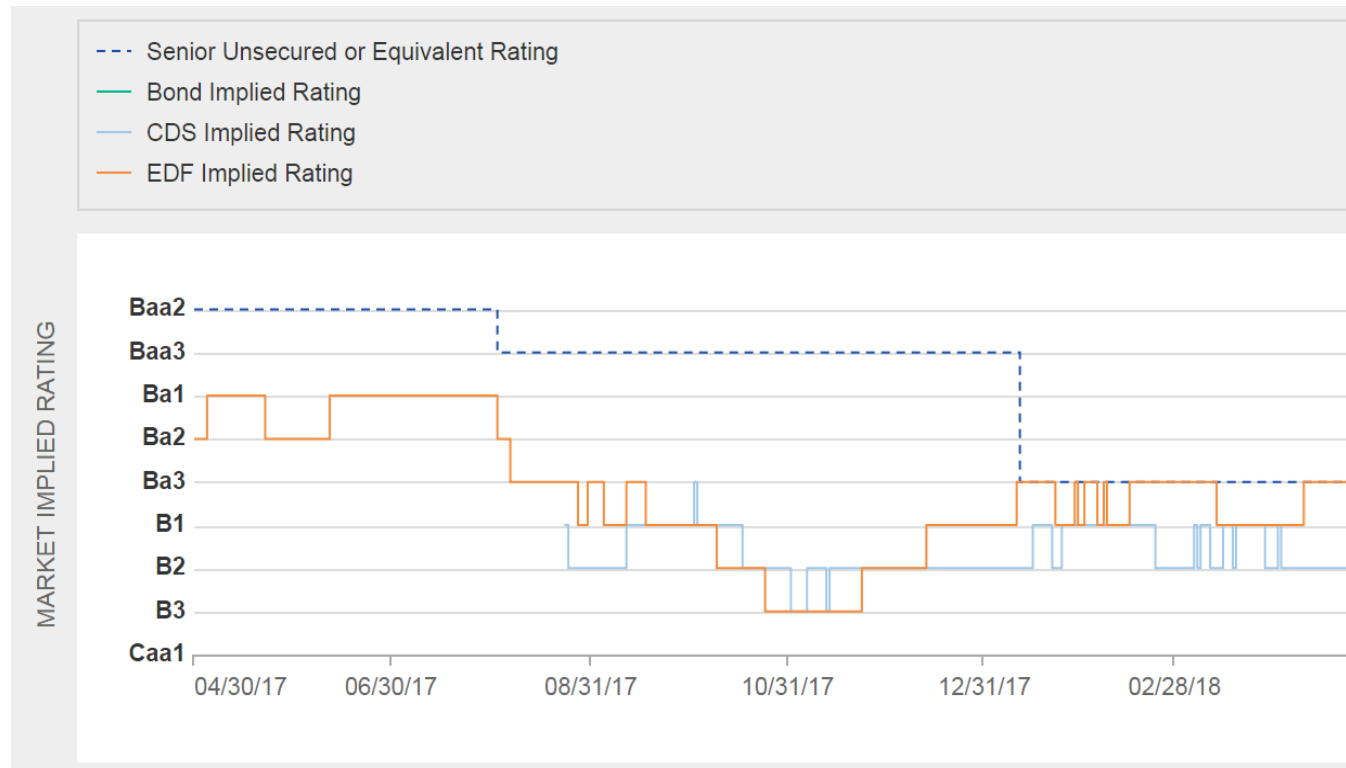
- In August 2017, the Deterioration Probability peaks at roughly 35%, before it is downgraded to a Baa3 in the same month.
- Before downgrade, the EDF Implied Rating was Ba1, with an Implied Rating gap of -2.
- The Deterioration Probability reaches 43% in the two months before it is downgraded three notches to Ba3 in January 2018.
- At this time, Teva had a negative outlook, EDF Implied Rating of B1, Implied Rating gap of -4, and an EDF of 0.26%.

Based in Israel, **Teva Pharmaceutical** is a global pharmaceutical company engaged in the development, production and marketing of drugs, generic drugs, over-the-counter drugs, active ingredients for the pharmaceutical industry (APIs) and therapeutic products.

# Teva's downgrade risk is driven by its negative Implied Rating gap, negative outlook and downgrade over the last year

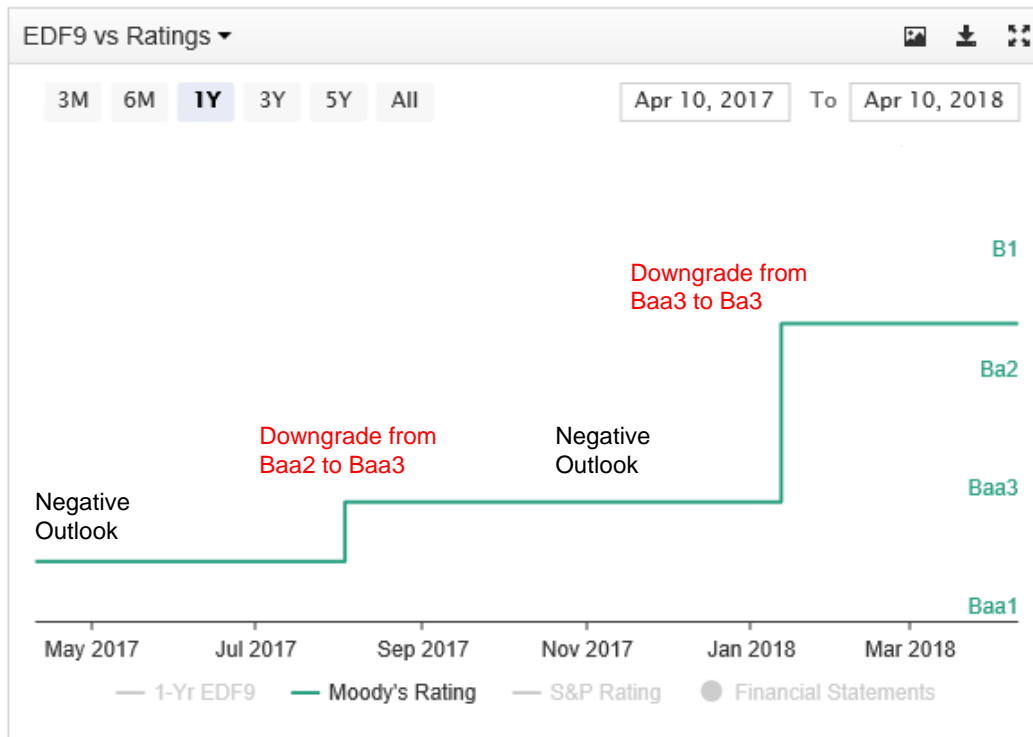


# Teva's negative Implied Rating gaps preceded each downgrade, with a larger gap before its January 2018 downgrade



- At the time of Teva's August 2017 downgrade, its EDF Implied Rating was Ba1, giving it an Implied Rating gap of -2.
- By its January 2018 downgrade, its EDF Implied Rating of B1 gave it an Implied Rating gap of -4.

# Teva's negative outlook and August 2017 downgrade also indicated potential future downgrade risk



- At the time of Teva's August 2017 downgrade, MIS analyst cited "slower deleveraging" than expected, plus high leverage and profit concentration in its leading multiple sclerosis drug, Copaxone.
- MIS analysts equate Teva's three-notch downgrade by January 2018 in part to its high leverage and numerous impending maturities.



# 4

Demo: Accessing the  
Deterioration  
Probability through  
CreditEdge

5

Q&A

# Available collateral material

- **Full methodology paper:** available on CreditEdge Help Page
- **At-a-Glance paper:** available on CreditEdge Help Page, [www.moodysanalytics.com](http://www.moodysanalytics.com) (CreditEdge page), LinkedIn page
- **Historical file:** available via ftp upon request, containing the entire CreditEdge universe and Deterioration Probability (Daily from 2017, Monthly from 2004)

# Please reach out with questions

**Samuel W. Malone, Ph.D.**

+1.212.553.2107

[Samuel.Malone@moodys.com](mailto:Samuel.Malone@moodys.com)

**Reginald White**

+1.212.553.4184

[Reginald.White@moodys.com](mailto:Reginald.White@moodys.com)

**Paolo Persurich**

+1.212.553.4767

[Paolo.Persurich@moodys.com](mailto:Paolo.Persurich@moodys.com)

**Ryan O'Malley**

+1.212.553.2798

[Ryan.Omalley@moodys.com](mailto:Ryan.Omalley@moodys.com)

**Ryan Donahue**

+1.212.553.3903

[Ryan.Donahue@moodys.com](mailto:Ryan.Donahue@moodys.com)

**Antoine La**

+44.207.772.1201

[Antoine.La@moodys.com](mailto:Antoine.La@moodys.com)

**Mary Houston**

+1.212.553.2169

[Mary.Houston@moodys.com](mailto:Mary.Houston@moodys.com)



MOODY'S  
ANALYTICS

Thank You

[moodyanalytics.com](http://moodyanalytics.com)

© 2018 Moody's Corporation, Moody's Investors Service, Inc., Moody's Analytics, Inc. and/or their licensors and affiliates (collectively, "MOODY'S"). All rights reserved.

CREDIT RATINGS ISSUED BY MOODY'S INVESTORS SERVICE, INC. AND ITS RATINGS AFFILIATES ("MIS") ARE MOODY'S CURRENT OPINIONS OF THE RELATIVE FUTURE CREDIT RISK OF ENTITIES, CREDIT COMMITMENTS, OR DEBT OR DEBT-LIKE SECURITIES, AND MOODY'S PUBLICATIONS MAY INCLUDE MOODY'S CURRENT OPINIONS OF THE RELATIVE FUTURE CREDIT RISK OF ENTITIES, CREDIT COMMITMENTS, OR DEBT OR DEBT-LIKE SECURITIES. MOODY'S DEFINES CREDIT RISK AS THE RISK THAT AN ENTITY MAY NOT MEET ITS CONTRACTUAL, FINANCIAL OBLIGATIONS AS THEY COME DUE AND ANY ESTIMATED FINANCIAL LOSS IN THE EVENT OF DEFAULT. CREDIT RATINGS DO NOT ADDRESS ANY OTHER RISK, INCLUDING BUT NOT LIMITED TO: LIQUIDITY RISK, MARKET VALUE RISK, OR PRICE VOLATILITY. CREDIT RATINGS AND MOODY'S OPINIONS INCLUDED IN MOODY'S PUBLICATIONS ARE NOT STATEMENTS OF CURRENT OR HISTORICAL FACT. MOODY'S PUBLICATIONS MAY ALSO INCLUDE QUANTITATIVE MODEL-BASED ESTIMATES OF CREDIT RISK AND RELATED OPINIONS OR COMMENTARY PUBLISHED BY MOODY'S ANALYTICS, INC. CREDIT RATINGS AND MOODY'S PUBLICATIONS DO NOT CONSTITUTE OR PROVIDE INVESTMENT OR FINANCIAL ADVICE, AND CREDIT RATINGS AND MOODY'S PUBLICATIONS ARE NOT AND DO NOT PROVIDE RECOMMENDATIONS TO PURCHASE, SELL, OR HOLD PARTICULAR SECURITIES. NEITHER CREDIT RATINGS NOR MOODY'S PUBLICATIONS COMMENT ON THE SUITABILITY OF AN INVESTMENT FOR ANY PARTICULAR INVESTOR. MOODY'S ISSUES ITS CREDIT RATINGS AND PUBLISHES MOODY'S PUBLICATIONS WITH THE EXPECTATION AND UNDERSTANDING THAT EACH INVESTOR WILL, WITH DUE CARE, MAKE ITS OWN STUDY AND EVALUATION OF EACH SECURITY THAT IS UNDER CONSIDERATION FOR PURCHASE, HOLDING, OR SALE.

MOODY'S CREDIT RATINGS AND MOODY'S PUBLICATIONS ARE NOT INTENDED FOR USE BY RETAIL INVESTORS AND IT WOULD BE RECKLESS AND INAPPROPRIATE FOR RETAIL INVESTORS TO USE MOODY'S CREDIT RATINGS OR MOODY'S PUBLICATIONS WHEN MAKING AN INVESTMENT DECISION. IF IN DOUBT YOU SHOULD CONTACT YOUR FINANCIAL OR OTHER PROFESSIONAL ADVISER.

ALL INFORMATION CONTAINED HEREIN IS PROTECTED BY LAW, INCLUDING BUT NOT LIMITED TO, COPYRIGHT LAW, AND NONE OF SUCH INFORMATION MAY BE COPIED OR OTHERWISE REPRODUCED, REPACKAGED, FURTHER TRANSMITTED, TRANSFERRED, DISSEMINATED, REDISTRIBUTED OR RESOLD, OR STORED FOR SUBSEQUENT USE FOR ANY SUCH PURPOSE, IN WHOLE OR IN PART, IN ANY FORM OR MANNER OR BY ANY MEANS WHATSOEVER, BY ANY PERSON WITHOUT MOODY'S PRIOR WRITTEN CONSENT.

All information contained herein is obtained by MOODY'S from sources believed by it to be accurate and reliable. Because of the possibility of human or mechanical error as well as other factors, however, all information contained herein is provided "AS IS" without warranty of any kind. MOODY'S adopts all necessary measures so that the information it uses in assigning a credit rating is of sufficient quality and from sources MOODY'S considers to be reliable including, when appropriate, independent third-party sources. However, MOODY'S is not an auditor and cannot in every instance independently verify or validate information received in the rating process or in preparing the Moody's publications.

To the extent permitted by law, MOODY'S and its directors, officers, employees, agents, representatives, licensors and suppliers disclaim liability to any person or entity for any indirect, special, consequential, or incidental losses or damages whatsoever arising from or in connection with the information contained herein or the use of or inability to use any such information, even if MOODY'S or any of its directors, officers, employees, agents, representatives, licensors or suppliers is advised in advance of the possibility of such losses or damages, including but not limited to: (a) any loss of present or prospective profits or (b) any loss or damage arising where the relevant financial instrument is not the subject of a particular credit rating assigned by MOODY'S.

To the extent permitted by law, MOODY'S and its directors, officers, employees, agents, representatives, licensors and suppliers disclaim liability for any direct or compensatory losses or damages caused to any person or entity, including but not limited to by any negligence (but excluding fraud, willful misconduct or any other type of liability that, for the avoidance of doubt, by law cannot be excluded) on the part of, or any contingency within or beyond the control of, MOODY'S or any of its directors, officers, employees, agents, representatives, licensors or suppliers, arising from or in connection with the information contained herein or the use of or inability to use any such information.

NO WARRANTY, EXPRESS OR IMPLIED, AS TO THE ACCURACY, TIMELINESS, COMPLETENESS, MERCHANTABILITY OR FITNESS FOR ANY PARTICULAR PURPOSE OF ANY SUCH RATING OR OTHER OPINION OR INFORMATION IS GIVEN OR MADE BY MOODY'S IN ANY FORM OR MANNER WHATSOEVER.

Moody's Investors Service, Inc., a wholly-owned credit rating agency subsidiary of Moody's Corporation ("MCO"), hereby discloses that most issuers of debt securities (including corporate and municipal bonds, debentures, notes and commercial paper) and preferred stock rated by Moody's Investors Service, Inc. have, prior to assignment of any rating, agreed to pay to Moody's Investors Service, Inc. for appraisal and rating services rendered by it fees ranging from \$1,500 to approximately \$2,500,000. MCO and MIS also maintain policies and procedures to address the independence of MIS's ratings and rating processes. Information regarding certain affiliations that may exist between directors of MCO and rated entities, and between entities who hold ratings from MIS and have also publicly reported to the SEC an ownership interest in MCO of more than 5%, is posted annually at [www.moody's.com](http://www.moody's.com) under the heading "Investor Relations — Corporate Governance — Director and Shareholder Affiliation Policy."

Additional terms for Australia only: Any publication into Australia of this document is pursuant to the Australian Financial Services License of MOODY'S affiliate, Moody's Investors Service Pty Limited ABN 61 003 399 657AFSL 336969 and/or Moody's Analytics Australia Pty Ltd ABN 94 105 136 972 AFSL 383569 (as applicable). This document is intended to be provided only to "wholesale clients" within the meaning of section 761G of the Corporations Act 2001. By continuing to access this document from within Australia, you represent to MOODY'S that you are, or are accessing the document as a representative of, a "wholesale client" and that neither you nor the entity you represent will directly or indirectly disseminate this document or its contents to "retail clients" within the meaning of section 761G of the Corporations Act 2001. MOODY'S credit rating is an opinion as to the creditworthiness of a debt obligation of the issuer, not on the equity securities of the issuer or any form of security that is available to retail investors. It would be reckless and inappropriate for retail investors to use MOODY'S credit ratings or publications when making an investment decision. If in doubt you should contact your financial or other professional adviser.

Additional terms for Japan only: Moody's Japan K.K. ("MJKK") is a wholly-owned credit rating agency subsidiary of Moody's Group Japan G.K., which is wholly-owned by Moody's Overseas Holdings Inc., a wholly-owned subsidiary of MCO. Moody's SF Japan K.K. ("MSFJ") is a wholly-owned credit rating agency subsidiary of MJKK. MSFJ is not a Nationally Recognized Statistical Rating Organization ("NRSRO"). Therefore, credit ratings assigned by MSFJ are Non-NRSRO Credit Ratings. Non-NRSRO Credit Ratings are assigned by an entity that is not a NRSRO and, consequently, the rated obligation will not qualify for certain types of treatment under U.S. laws. MJKK and MSFJ are credit rating agencies registered with the Japan Financial Services Agency and their registration numbers are FSA Commissioner (Ratings) No. 2 and 3 respectively.

MJKK or MSFJ (as applicable) hereby disclose that most issuers of debt securities (including corporate and municipal bonds, debentures, notes and commercial paper) and preferred stock rated by MJKK or MSFJ (as applicable) have, prior to assignment of any rating, agreed to pay to MJKK or MSFJ (as applicable) for appraisal and rating services rendered by it fees ranging from JPY200,000 to approximately JPY350,000,000.

MJKK and MSFJ also maintain policies and procedures to address Japanese regulatory requirements.